

Yardramp

MANUAL

duma
» group



HSE 12T

HSE 16T

HWE 16T

duma » **sale**

DUMA Forklifts nv
Torkonjstraat 23
BE-810 Marke

T: +32 (0)56 71 46 71
F: +32 (0)56 71 61 41
info@duma.be - www.duma.be

Yardramp

HSE 12T

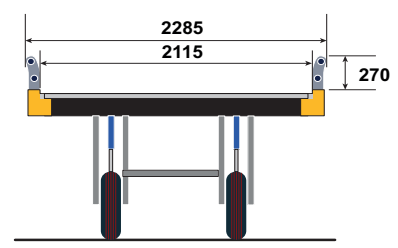
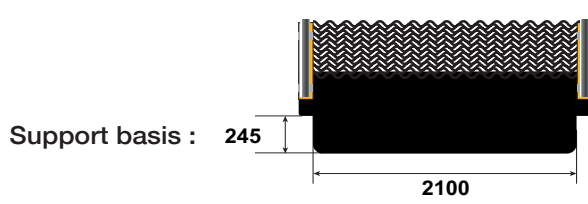
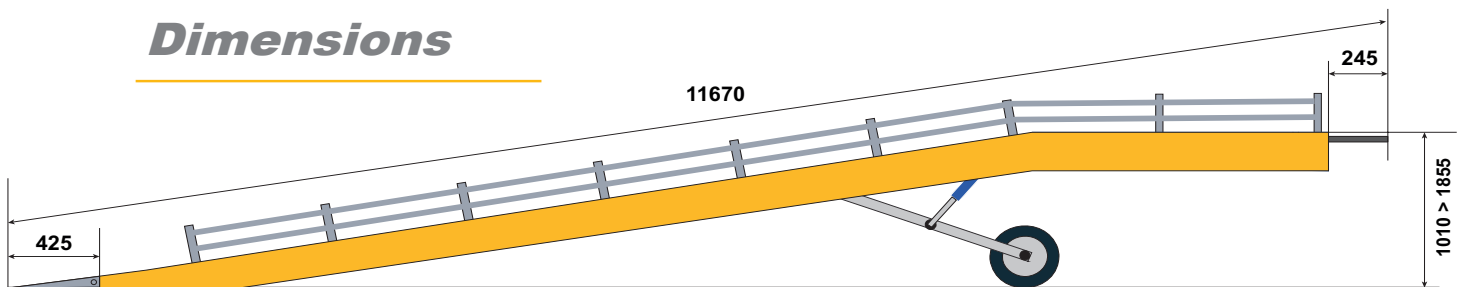
HSE 16T



Specifications

	HSE 12T	HSE 16T
Capacity	12 ton	16 ton
Length	11670 mm	11670 mm
Length horizontal platform	2500 mm	2500 mm
Total width	2285 mm	2285 mm
Inside width	2115 mm	2115 mm
Adjustable height	1010 > 1855 mm	1010 > 1855 mm
Fork clamp to move with forklift	Yes	Yes
12V power unit	Yes	Yes
1 x on board batterie	Yes	Yes
Additional hand pump	Yes	Yes
External battery charger	Optional	Optional
Price ex-works		

Dimensions



Yardramp

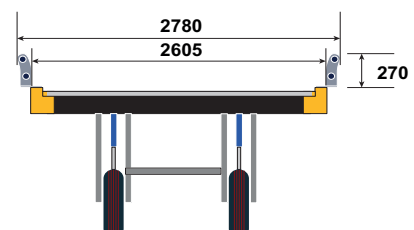
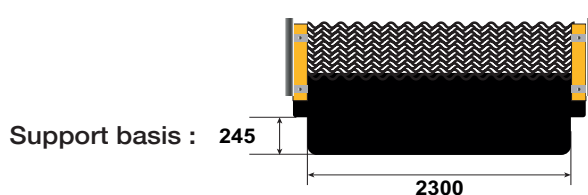
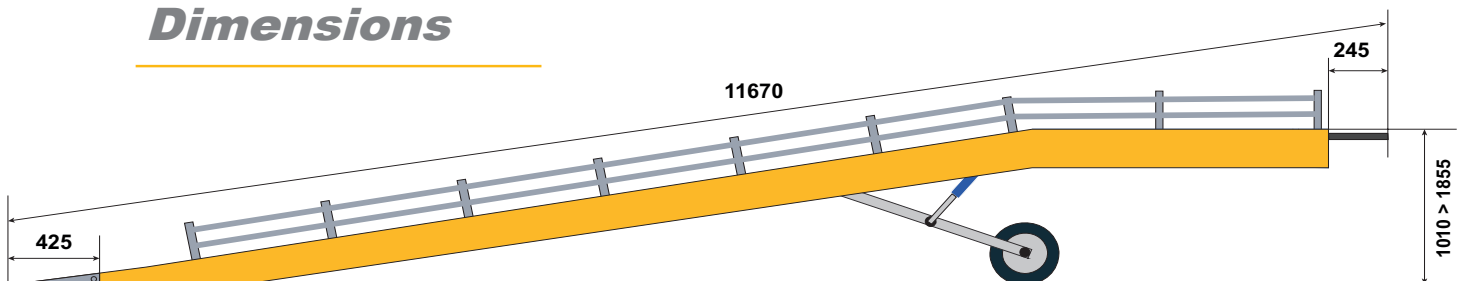
HWE 16T



Specifications

	HWE 16T
Capacity	16 ton
Length	11670 mm
Length horizontal platform	2500 mm
Total width	2780 mm
Inside width	2605 mm
Adjustable height	1010 > 1855 mm
Fork clamp to move with forklift	Yes
12V power unit	Yes
1 x on board batterie	Yes
Additional hand pump	Yes
External battery charger	Optional
Price ex-works	

Dimensions





Yardramp

HSE12T HSE16T HWE16T

Manual of the ramp

- The ramp serves for loading and unloading goods yes or no with a fork-lift truck or other means of transport.
- Take care that the horizontal support head plates entirely and in a straight line carry the trailer and that the support to the plate at the foot of the ramp is flat.
- Maximum height support is 1,7 metre.
- While loading and unloading the lorry the chain must always be fixed so that the ramp bridge and the lorry will form one whole and so you can work on a safe way.
- The hydraulic driving supports have to be unloaded before the bridge can be accessed.
- Use the control button to lower the ramp.
- To move the height, use the handle near the pumps.
- Attention!! By use of the bridge, always open the hydraulic tap.
- Never use the ramp when loading or unloading with a closed hydraulic tap.
- The hydraulic pumps can be pumped up by using the appropriate bar that you can put in the provided opening at the top of the ramp and in this way can pump upwards.
- By opening the appropriate tap you can lower the ramp.
- The ramp can be easily moved by piercing one fork of the forklift through the fork shoe, fasten it and lifting it up. In this way you can drive him to the desirable place which is preferably a hard and flat surface.
- For great movements of the ramp, please bring it in an as lower position as possible and only put it to height for positioning the trailer.
- Bring the ramp at rest in a lower position.

Yardramp

HSE 12T

HSE 16T

HWE 16T

Details of the parts



Front



Bump bars




Battery V




Nose



Fork shoe




Wheels



Additional hand pump



Operation buttons



Support basis :

HSE 12/16T : 2100 x 245 mm

HWE 16T : 2300 x 245 mm