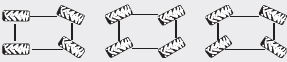


MHT 10130



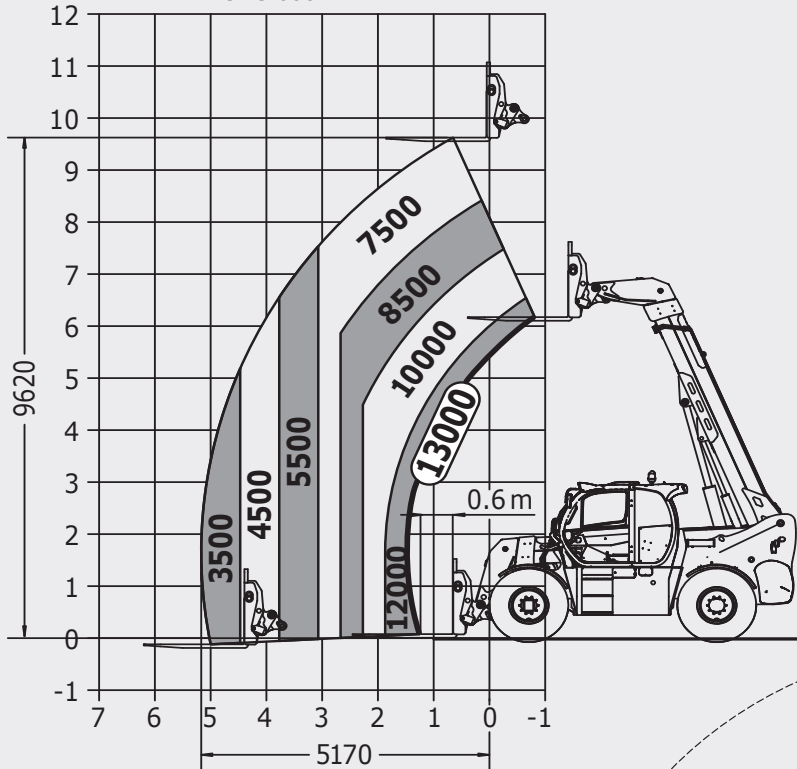
| MHT 10130 | |
|---|--|
| Lifting | |
| Max. capacity with forks at 600 mm | 13 000 kg |
| Max. lifting height | 9.62 m |
| Max. Outreach | 5.17 m |
| Tyres | 17.5 R 25 |
| Frame levelling | +/- 10° |
| Braking | |
| Service brake | Oil bath multiple-disc brakes hydraulically assisted on both axles |
| Parking brake | Automatic Negative Parking brake |
| Engine | |
| MERCEDES | |
| Type | OM 934 LA. E4-3 (Stage IV / Tier IV final) |
| Displacement | 4 cylinders 5.1 liters |
| Power | 176 HP / 129 kW |
| Max. torque | 750 Nm / 1200-1600 rpm |
| Batteries | 24 V - 2X12 V - 120 Ah - 850 A |
| Laden drawbar pull | 10 800 daN |
| Gradability | 34% |
| Transmission | |
| hydrostatic | |
| Reversing shift | electrohydraulic control |
| Number of gears (forward / reverse) | 2/2 |
| Steering mode | 4 wheel steer - 3 steering Modes  |
| Max. travel speed (may vary according to applicable regulations) | 31 kph |
| Axles | DANA |
| Controls | |
| JSM® Joystick multi-fonction Load limiter cut off system - EN 15000 Norm | |
| Hydraulics | |
| Load sensing Pump | 180 l/min - 300 bar |
| Capacities | |
| Urea | 63 l |
| Hydraulic oil | 290 l |
| Fuel | 315 l |
| Unladen weight (with forks) | 18 490 kg |
| Dimensions | |
| Overall width | 2.51 m |
| Overall height | 2.99 m |
| Overall length to carriage | 6.14 m |
| Ground clearance | 0.44 m |
| Turning radius (over tyres) | 5.34 m |
| Standard forks (length x width x thickness) | 1200 x 200 x 70 mm |
| Noise and vibration | |
| Noise at driving position (LpA) | 80 dB |
| Environmental noise (LwA) | 107 dB |
| Vibration to whole hand / arm | <2.5 m/s ² |



MHT 10130

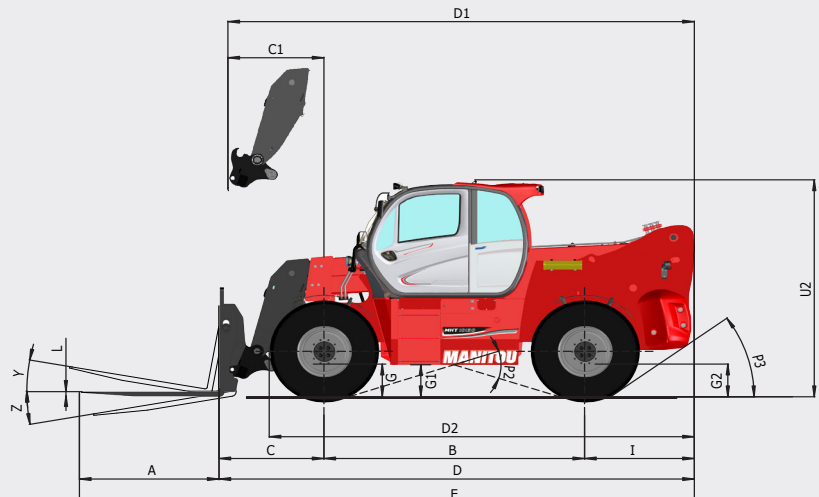
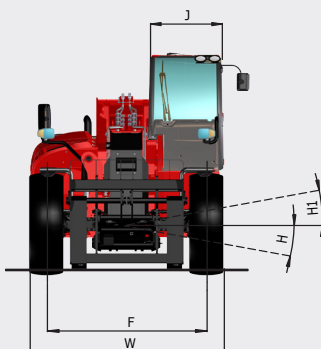
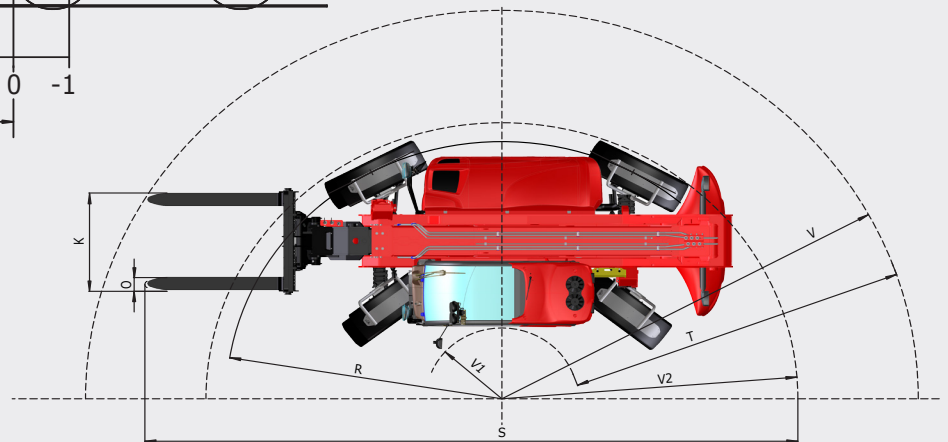


Machine on tyres with forks
CDG 600 mm



| mm | MHT 10130 |
|----|-----------|
| A | 1200 |
| B | 3370 |
| C | 1357 |
| C1 | 1242 |
| D | 6146 |
| D1 | 6031 |
| D2 | 5497 |
| E | 7346 |
| F | 2065 |
| G | 470 |
| G1 | 444 |
| G2 | 470 |
| H1 | 10° |
| H2 | 10° |
| I | 1419 |
| J | 928 |

| mm | MHT 10130 |
|----|-----------|
| K | 1430 |
| L | 70 |
| O | 200 |
| P2 | 16° |
| P3 | 31° |
| R | 5113 |
| S | 9145 |
| T | 3600 |
| U2 | 2990 |
| V | 6150 |
| V1 | 2550 |
| V2 | 5345 |
| W | 2510 |
| Y | 18° |
| Z | 117° |



This brochure describes versions and configuration options for Manitou products which may be fitted with different equipment. The equipment described in this brochure may be standard, optional or not available depending on version. Manitou reserves the right to change the specifications shown and described at any time and without prior warning. The manufacturer is not liable for the specifications given. For more information, contact your Manitou dealer. Non-contractual document. Product descriptions may differ from actual products. List of specifications is not comprehensive. The logos and visual identity of the company are the property of Manitou and may not be used without authorisation. All rights reserved. The photos and diagrams contained in this brochure are provided for information only.

MANITOU BF SA - Limited company with board of directors - Share capital: 39,547,824 euros - 857 802 508 RCS Nantes

