

MANITOU
INSTRUCTION SHEET No. 52531083EN


**MT 625 H Turbo ST3B
MT 625 H Comfort ST3B
MLT 625-75 H ST3B**

! IMPORTANT INFORMATION !




**Engine speed limited to 1200 rpm,
only "stationary lift truck" regeneration
must be performed.**





"STATIONARY LIFT TRUCK" EXHAUST PARTICLE FILTER REGENERATION

- Park the lift truck in a safe and adequately ventilated place.
- Check the following points: forward/reverse selector in neutral, parking brake applied (indicator lamp on), boom angle less than 5°, accelerator pedal released, hand throttle not used (option),
- Check that there is sufficient fuel.
- Start the lift truck and run the engine for a few minutes to bring it up to its operating temperature.
- Press down on the top of switch 1 for more than two seconds to begin the regeneration procedure.
- The indicator lamp  come on, accompanied by an audible beep, confirming that 'stationary lift truck' particle filter regeneration is in progress.



- The "wait"  display will flash throughout the "stationary lift truck" particle filter regeneration process.



- Otherwise, "notice"  will be displayed for 3 seconds indicating a fault in the procedure. In this event check the positioning of the lift truck and contact your manufacturer if necessary.
- At the end of the procedure, indicator lamps  +  go out.
- During the procedure the engine speed increases to approx. 1800 rpm, and the indicator lamp  comes on when the exhaust particle filter gases reach a high temperature.



! IMPORTANT !

The particle filter regeneration procedure must not be stopped unless absolutely necessary.

The procedure stops automatically if the operator:

- presses the accelerator pedal,
- releases the parking brake,
- or presses the top of switch 1.

- The time taken for exhaust particle filter regeneration to complete varies (between 15 and 30 minutes) according to various criteria, such as:
 - the level of clogging of the filter,
 - the ambient temperature,
 - the fuel quality and type of engine oil,
 - the number of exhaust particle filter automatic regeneration requests previously canceled.
- The engine will return to its initial idling speed to indicate that the procedure has finished.

! IMPORTANT !

Once the exhaust particle filter regeneration procedure is completed, leave the engine idling for a few minutes to lower the temperature before switching off the ignition.